



No. PDMA (SINDH)/(SITREP)/2024/5661

August 19<sup>th</sup>, 2024

Period Covered: 01-07-2024 to 19-08-2024.

## DAILY SITUATION REPORT

### Rainfall Recorded

(18-08-2024 08:00 AM to 19-08-2024 08:00 AM)

Sr	District	Taluka	Rain fall (mm)
1	Jacobabad	Garhi Khairo	58 mm
		Jacobabad	33 mm
2	Shikarpur	Garhi Yasin	20 mm
		Lakhi	24 mm
		Shikarpur	31 mm
3	Kamber Shahdadkot	Kubo S. Khan	48 mm
		Shahdadkot	32 mm
		Sijawal	48 mm
		Warah	57 mm
4	Sukkur	Rohri	22 mm
5	Shaheed Benazirabad	Daur	35 mm
		Kazi Ahmed	26 mm
6	Dadu	Johi	25 mm
		K.N. Shah	83 mm
		Mehar	168 mm
7	Jamshoro	Thano Bula Khan	25 mm

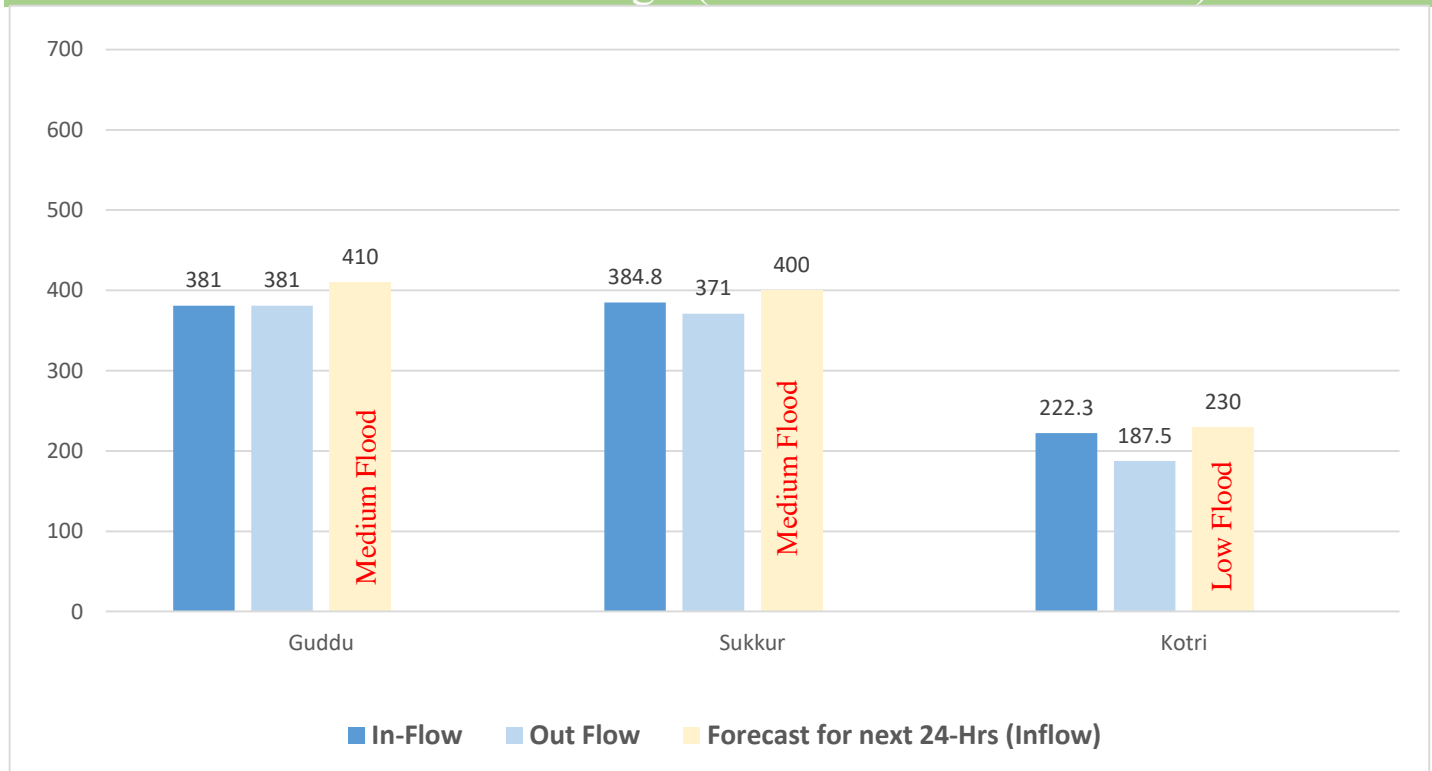
Source: CM Rainfall Portal.

### Weather Update Dated: 19-08-2024

Pakistan Meteorological Department has informed that Light rain may occur at isolated places in **Jamshoro, Dadu, Naushahro Feroze, Larkano,** and **Kambar Shahdadkot districts** and **along the coast today.**

Source: Pakistan Meteorological Department.

### River Indus Discharge (in Thousands of Cusecs)



Source: Pakistan Meteorological Department - Flood Forecasting Division (FFD) – Bulletin No. B-066/24 Dated: 19<sup>th</sup> August, 2024 11:20 (PST).

Emergency No:

1736



Plot No. 26-C, Main Khayaban-e-Jami,  
DHA Phase-VII, Karachi.



021-99332742  
021-35381810



021-99332007



0335-5557362



www.pdma.gos.pk



## Causalities and Injuries (Last 24 hours)

S.no	District	Deaths				Remarks
		M	F	C	T	
1	Jamshoro*	-	1	-	1	Due to Electric Shock
2	Shikarpur*	1	-	-	1	Due to Sky Lightning
<b>Total</b>		1	1	-	2	

S.no	District	Injuries				Remarks
		M	F	C	T	
1	Shikarpur*	3	2	-	5	Due to Roof Collapse
<b>Total</b>		3	2	-	5	

## Damage of Infrastructure & Private Properties (Last 24 hours) Houses Damaged and Livestock

S.no	District	House Damage			Livestock
		Partial	Full	Total	
<b>Nil</b>					

## Roads, Bridges and other Infrastructure Damaged in (Last 24 hours)

S.no	District	Roads Tracks			Bridge				
		Length of road damaged	Nature/extent of damage (fully/ partially washed away / water over flow)	Traffic situation (Alternate route/diversion available)	Number of Bridges	Type of Bridge	Length of Bridge	Nature/ Extent of Damage Fully/ Partially washed	Traffic of situation (Alternate route/ diversion available)
<b>Nil</b>		-	-	-	-	-	-	-	-

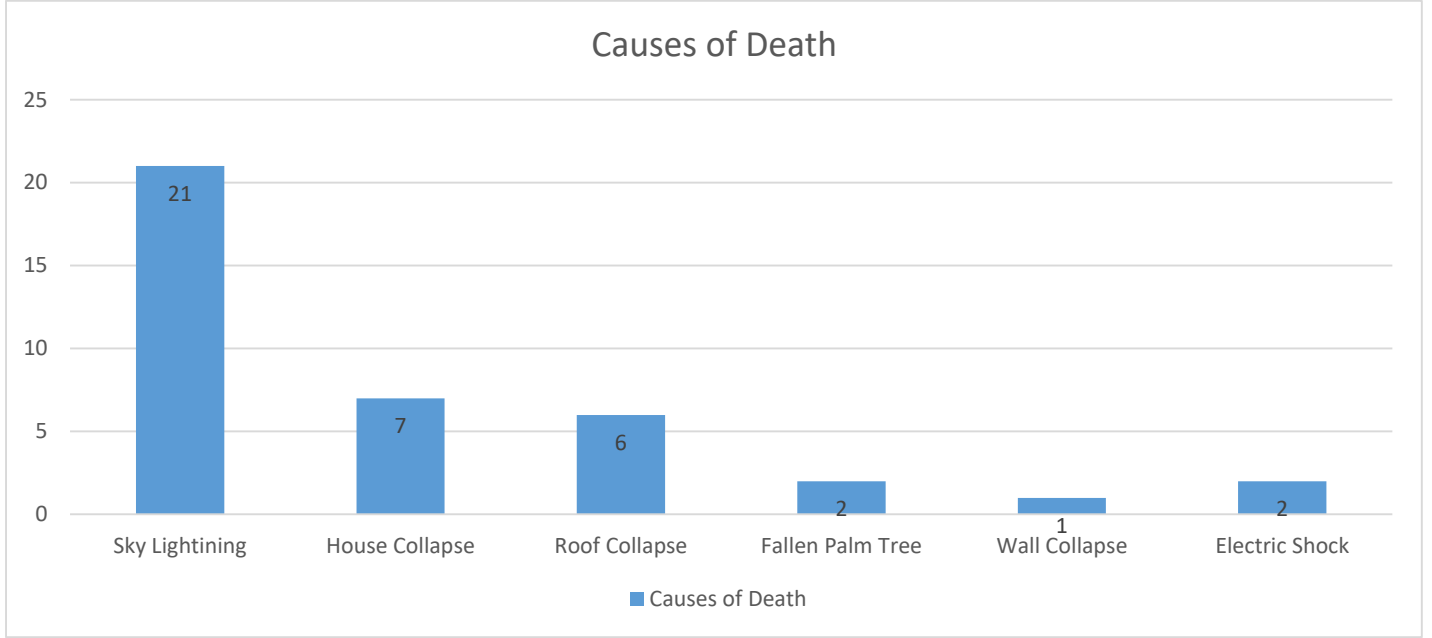
## Causes of Deaths

Sr. No	District	Number of Deaths
1	Badin	1
2	Jacobabad	6
3	Jamshoro*	7
4	Korangi	1
5	Larkano	4

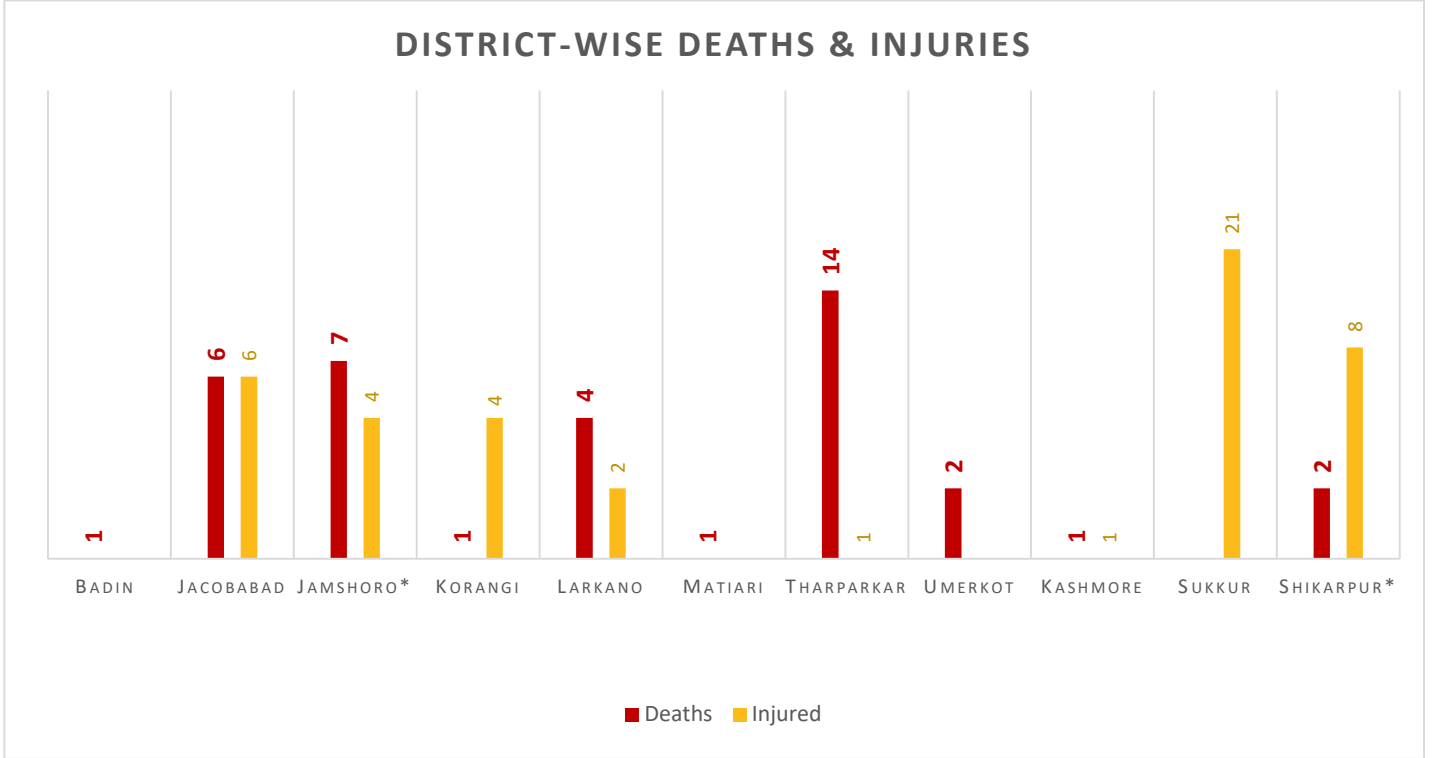


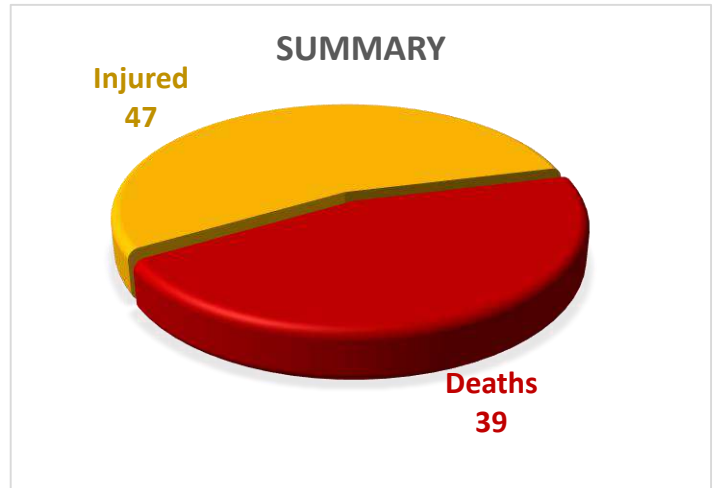
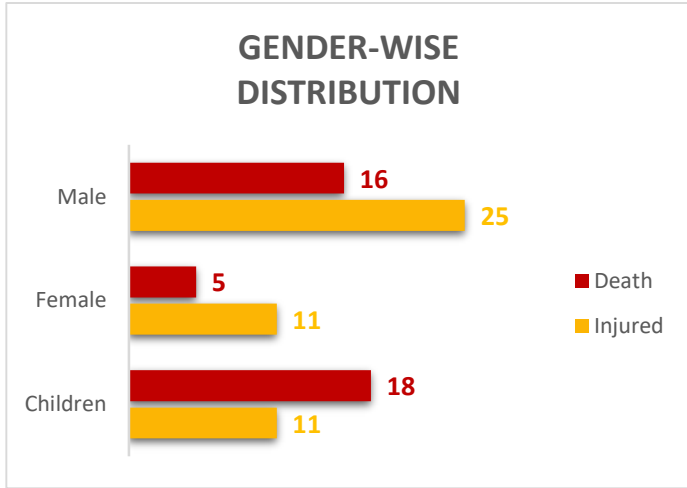


6	Matiari	1
7	Tharparkar	14
8	Umerkot	2
9	Kashmore	1
10	Shikarpur*	2



## Cumulative Casualties – Deaths / Injuries (21-06-2024 to 19-08-2024)





Deaths & Injuries Data Source: Concerned Deputy Commissioners.

## Cumulative Damages of Infrastructure & Private Properties (from 30-06-2024 to 19-08-2024)

S.no	District	Roads (Km)	Bridges	Houses			Livestock		
				Partial	Full	Total	Goats	Sheeps	Cow/Buffalo
1	Jamshoro	-	-	-	22	22	10	6	-
2	Umerkot	-	-	-	-	-	20	-	-
3	Jacobabad	-	-	279	170	449	-	-	-
4	Sanghar	-	-	314	42	356	-	-	-
5	Korangi	-	-	1	-	1	-	-	-
6	Larkano	-	-	-	-	-	-	-	2
7	Sukkur	-	-	40	8	48	-	-	5
<b>Total</b>		-	-	<b>634</b>	<b>242</b>	<b>876</b>	<b>36</b>		<b>7</b>

## Flood Relief Activities Relief Camps Established (Last 24 hours)

Sr.No	District	No of Household Affected	Displaced Persons (DPs)				Relief Camps Establishment	Persons in Relief Camps				Crop Area Damaged (Acres)
			Male	Female	Children	Total		Male	Female	Children	Total	
-	Nil	-	-	-	-	-	-	-	-	-	-	-

## Rescue & Relief Operations by DDMA(s)

Sr. No.	District	Taluka	Rain (mm)	De-watering Activities (Status)	People Rescued
	Nil				-

**Employment of Boats: NTR**

**Employment of Aviation Assets: NTR**

**Emergency No:**  
**1736**



Plot No. 26-C, Main Khayaban-e-Jami,  
DHA Phase-VII, Karachi.



021-99332742  
021-35381810



021-99332007



0335-5557362



www.pdma.gos.pk



## Relief items / machinery / equipment dispatched in Last 24 hours by PDMA Sindh

Sr. No.	District	Item description	Quantity
1	Naushahro Feroze	De-watering Pump 40 Hp Truck Mounted	3
		De-watering Pump 24 Hp Ground Standing	3
2	Khairpur	De-watering Pump 24 Hp Ground Standing	4
3	Matiari	De-watering Pump 40 - 50 Hp Truck Mounted	2
4	Sanghar	De-watering Pump (Jhatta)	6
5	Shaheed Benazirabad	Tents	200

## Relief Camps Established by DDMAs/Deputy Commissioner

Sr.No	District	No of Household Affected	Displaced Persons (DPs)				Relief Camps Establishment	Persons in Relief Camps				Crop Area Damaged (Acres)
			Male	Female	Children	Total		Male	Female	Children	Total	
1	Sanghar	1,197	2,186	2,471	4,867	9,524	1	429	571	1,627	2,627	14,870

## Cumulative State of Relief Camps (from 30-06-2024 to 19-08-2024)

Sr. No.	District	No. Medical Camps	No. of Persons Treated	No. of Relief Camps	Cooked Food
1	Sanghar	1	-	1	-

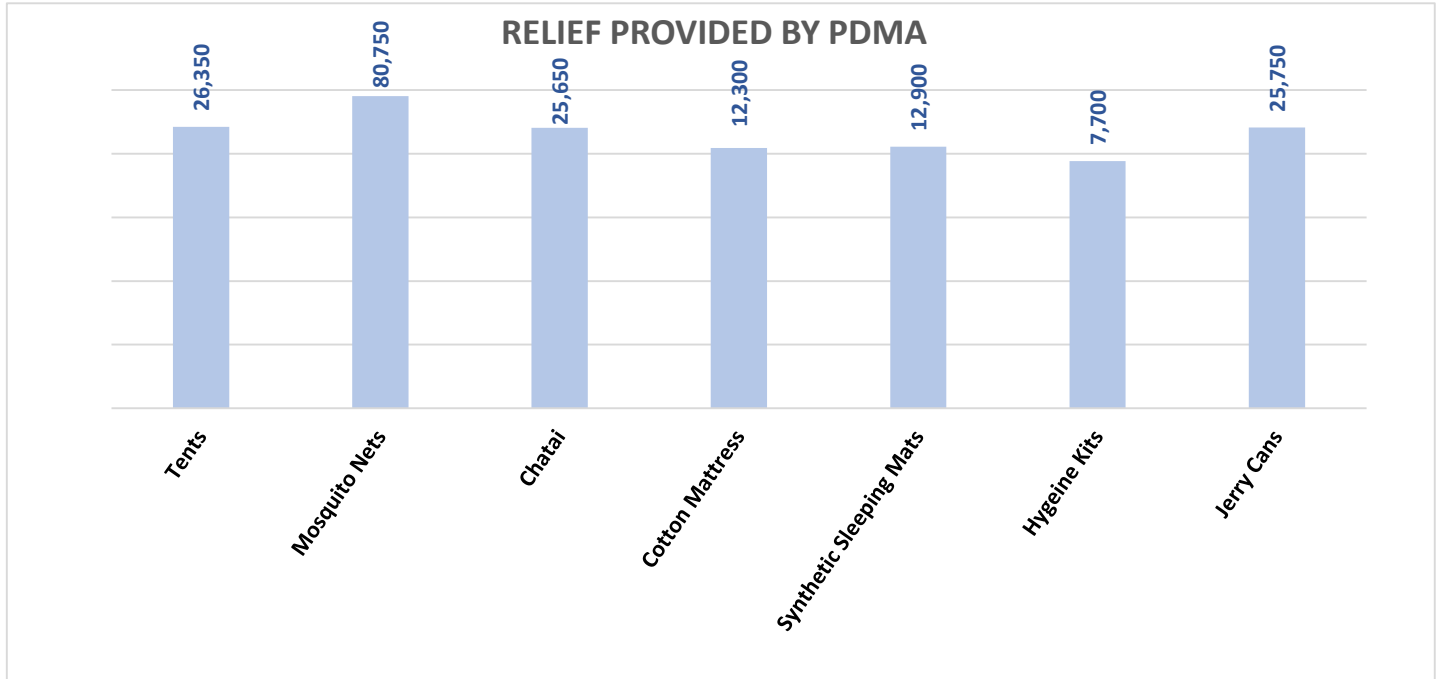
## Cumulative State of Rescue Operations by PDMA & DDMA (30-06-2024 to 19-08-2024)

Sr. No.	District	No. Person Transported	No. of Persons Evacuated / Rescued	No. of Animal Transported
-	Nil	-	-	-





## Cumulative Relief Provided by PDMA Sindh



Sd/-  
**INCHARGE PEOC**  
**PDMA SINDH**





GOVERNMENT OF SINDH  
REHABILITATION DEPARTMENT  
PROVINCIAL DISASTER MANAGEMENT AUTHORITY  
REHABILITATION DEPARTMENT



RELIEF PROVIDED DURING MONSOON RAINS 2024

Division	Karachi							Hyderabad							Larkano					Sukkur			Shaheed Benazirabad				Mirpurkhas			Grand Total	
	Karachi West	Karachi East	Karachi Central	Karachi South	Malir	Korangi	Keemari	Hyderabad	Matiari	Jamshoro	Dadu	Badin	Thatta	Sujawal	T.M.Khan	T. Allahyar	Shikarpur	Larkano	Kamber Shahdadkot	Jacobabad	Kashmore	Sukkur	Ghotel	Khairpur	Sanghar	SBA	N. Feroz	Tharpakar	Mirpurkhas		Unserkot
Relief Provided by PDMA																															
Tent	-	-	-	-	-	-	-	250	600	2,500	2,250	3,500	4,000	2,500	600	200	400	400	200	400	2,000	1,000	600	2,500	200	1,200	600	250	200	-	26,350
Mosquito Nets	-	-	-	-	-	-	-	750	1,800	7,500	6,750	10,500	12,000	7,500	1,800	400	1,200	1,200	400	1,500	6,000	3,000	1,800	7,500	400	5,800	1,800	750	400	-	80,750
Chatal	-	-	-	-	-	-	-	250	600	2,500	2,250	3,500	4,000	2,500	600	200	400	400	200	300	2,000	1,000	600	2,500	200	600	600	250	200	-	25,650
Cotton Mattress	-	-	-	-	-	-	-	100	300	1,250	1,000	1,500	2,000	1,250	300	100	200	200	100	50	1,000	500	300	1,250	100	300	300	100	100	-	12,300
Synthetic Sleeping Mats	-	-	-	-	-	-	-	150	300	1,250	1,250	1,500	2,000	1,250	300	100	200	200	100	300	1,000	500	300	1,250	100	300	300	150	100	-	12,900
Hygiene Kits	-	-	-	-	-	-	-	100	200	700	700	1,000	1,100	700	200	50	100	100	50	300	600	300	200	700	50	200	200	100	50	-	7,700
Jerry Can	-	-	-	-	-	-	-	250	600	2,500	2,250	3,500	4,000	2,500	600	200	400	400	200	400	2,000	1,000	600	2,500	200	600	600	250	200	-	25,750
Generator 100 kva	-	-	-	-	-	-	-	-	-	-	-	-	-	-	-	-	-	-	-	-	-	-	-	-	-	1	-	-	-	-	1
Generator 35 kva	-	-	-	-	-	-	-	-	-	-	-	-	-	-	-	-	-	-	-	-	-	-	-	-	-	2	-	-	-	-	2
De-wataering Pump 40-50 hp Truck Mounted	-	-	-	-	-	-	-	4	2	2	3	-	-	-	-	-	-	-	-	-	-	-	-	-	-	-	-	-	-	-	11
De-wataering Pump 30 hp	-	-	-	-	-	-	-	3	3	-	-	-	-	-	-	-	-	-	-	-	-	1	-	-	-	-	-	-	-	-	7
De-wataering Pump 16 hp	-	-	-	-	-	-	-	3	4	-	-	-	-	-	-	-	1	1	2	-	-	2	-	1	-	-	-	-	-	2	16
De-wataering Pump 40 hp Truck Mounted	-	-	-	-	-	1	-	-	-	-	-	-	-	-	-	-	1	4	2	-	4	13	-	-	-	-	3	-	-	28	
De-wataering Pump 90 hp Truck Mounted	1	1	2	4	1	-	-	-	-	-	-	-	-	-	-	-	-	-	-	-	-	-	-	-	-	-	-	-	-	9	
De-wataering Pump 32 hp	-	-	-	-	-	-	-	-	-	-	-	-	-	-	-	-	-	-	-	3	-	-	-	-	-	-	-	-	-	3	
De-wataering Pump 38 hp	-	-	-	-	-	-	-	-	-	-	-	-	-	-	-	-	1	-	-	-	-	1	-	-	-	-	-	4	-	6	
De-wataering Pump 24 hp	-	-	-	-	-	-	-	-	-	-	-	-	-	-	-	-	-	-	-	-	-	6	-	8	-	10	3	-	-	27	
De-wataering Pump Jhatta	-	-	-	-	-	-	-	-	-	-	-	-	-	-	-	-	-	-	-	-	-	10	4	-	10	-	-	-	-	24	
De-wataering Pump 08 hp	-	-	-	-	-	-	-	-	-	-	-	-	-	-	-	-	-	3	-	-	-	-	-	1	-	-	-	-	-	4	